

REMOTE, FRESH RED MEAT DISPLAY

MODEL: MCRU100W

PRO-KOLD

Product features

- ◉ Double glass on sides: Provides greater visibility from different angles, ideal for a more open display.
- ◉ Frontal bumper strategically placed to assist in avoiding accidents and damage to unit.
- ◉ Always ready to stock: It has an internal storage area that allows you to keep backup products.
- ◉ Stainless steel advertising display: Useful space to highlight promotions, brands, or features of the product on display.
- ◉ Easily removable, (4) rear sliding doors for ease of loading and unloading product.
- ◉ White foil interior finish: Reflects light and gives a clean image, highlighting the freshness of the product.
- ◉ Fully adjustable, wire epoxy shelves on upper display level.
- ◉ Ideal temperature: Your products are always at the ideal temperature; its insulation system keeps food fresh without wasting energy.



Available Color

WHITE


Accessories

- ◉ Stainless steel fish trays

Product highlights



LED Lighting



Sliding, rear work table



Rear, undercounter storage

Certifications



Warranty

- ◉ 2 Year parts and labor
- ◉ Additional 3 year compressor coverage

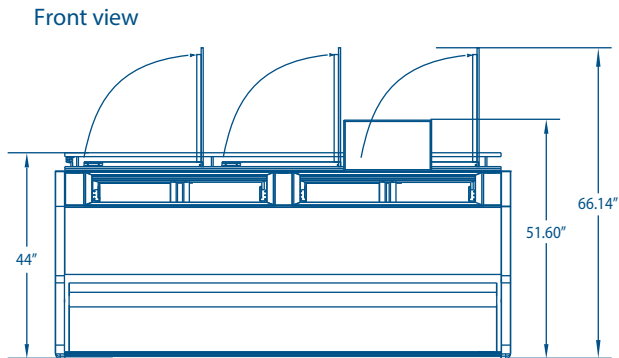
Residential: Assumes on liability for parts or labor coverage for component failure, factory defect or any other damages for units installed in non-commercial foodservice or residential applications.

PRODUCT SPECIFICATIONS

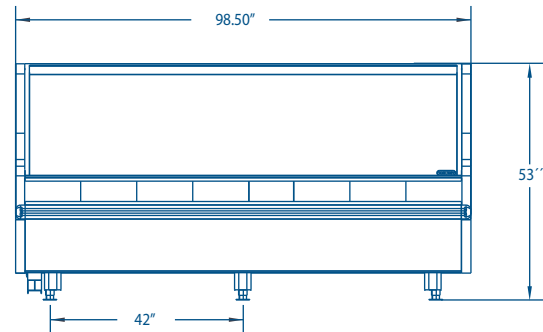
MODEL: MCRU100W

PRO-KOLD

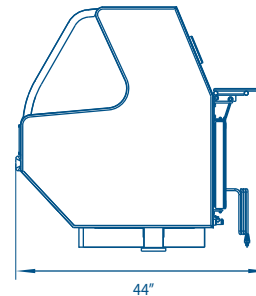
Plan view



Top view



Side view



Technical data

Dimensions

External dimensions	W: 98.5" D: 44" H: 53"
Internal dimensions	W: 94" D: 33" H: 20"
Net volume	26 ft3 (750 Lb)
Net Weight	960 Lb.
Gross weight	964 Lb.
Packing dimensions	W: 100" D: 53" H: 55"

Performance data

Refrigerant charge	Not available
Energy consumption	Not available
Compressor Power	Remote unit
Evaporation temperature	-13 °F (-25°C)
Expansion method	Expansion valve
Defrost method	Hot gas

Construction

Exterior material	Pre-painted sheet
Interior material	Pre-painted sheet
Number of interior shelf levels	2
Shelf material	Pre-painted steel
Door type	Sliding glass (upper), Solid (lower)
Door quantity	Upper (4), Lower (3)

Electrical data

Power supply	120V/ 60 Hz
Amps	4.2 A
Length of cord	74.80" (1900 mm)
Lighting	LED
Plug type	NEM A 5-15 P
Controller	Not available

Cooling

Display temperature	0°C a -8°C
Display evaporator	Natural convection
Storage Temperature	-5°C a -15°C
Storage Evaporator	Forced convection
Cut In	-7°C
Cut Out	-15°C

Logistic data

Trailer Loads	12 fit on a 53' trailer
Unit weight with packaging	960 lb
Dimensions with packaging	W: 100" D: 53" H: 55"

* W= Width, D= Depth, H= Height